

PCN[®] junior

The Magazine for Budding Pest Controllers

December 2024



issue **10** GET ACTIVE & INSPIRED

INSIDE

Page 3
Meet the *Glis glis*: Who, What & Where!

Page 10-11
Simple and Delicious Rocky Road Recipe



WELCOME



The Magazine for Budding Pest Controllers

Welcome to issue 10 of PCN Junior, a magazine presented by the creators of Pest Control News.

This issue of PCN discovered the *Glis glis* also known as the edible dormouse. Although we don't recommend you eat them the Romans thought that they were very tasty.

Introducing the *Glis glis* species:

- o **Size:** 14-19 cm body, 11-13 cm tail
- o **Weight:** 120-150g, doubles before hibernation
- o **Features:** Grey/brown fur, light fur on tummy, short legs, small ears, big feet
- o **Habitat:** Forests, orchards
- o **Diet:** Loves to eat fruit and nuts
- o **Fun Fact:** *Glis glis* hibernate all winter. That means these guys sleep for six to seven months a year!

Help the *Glis glis* find its way through the forest! Avoid the foxes, owls & kestrel and collect tasty berries along the way.



Spot the Difference: *Glis glis* in the Forest!

Can you find the 5 differences between these two pictures of *Glis glis*?



Glis glis Winter Word Search!

Words can be found in any direction (including diagonals)
and can overlap each other. Use the word bank below.

C	R	U	F	B	B	M	I	L	C	V	X	S	B	S
F	A	D	N	Q	B	X	L	G	Y	T	I	F	M	V
O	J	M	T	L	K	V	W	K	T	R	E	E	S	V
O	M	F	Z	M	L	G	T	I	F	F	T	V	R	P
T	C	W	A	Y	T	A	I	W	O	W	R	O	N	O
P	E	L	E	G	U	Z	N	R	I	I	C	O	M	D
R	H	P	T	B	L	S	E	R	H	N	I	Z	R	C
I	K	R	E	I	E	S	I	O	U	T	T	A	G	S
N	T	P	A	E	T	R	U	H	A	T	H	E	N	F
T	S	T	W	S	L	P	R	N	M	C	C	N	R	H
S	E	N	T	E	R	S	R	I	R	X	C	O	W	X
C	N	D	O	Y	U	E	C	O	E	K	U	D	N	G
K	C	N	D	G	B	T	M	Z	H	S	Q	A	J	B
W	W	U	E	I	W	G	L	I	S	F	L	C	W	F
P	T	F	H	E	S	U	O	M	M	M	C	D	X	Q


Search for these words related to *Glis glis* and winter! Can you find them all?

1. Fur
2. Tall
3. Forest
4. Nest


5. Climb
6. Mouse
7. Sleep
8. Footprints

9. Nocturnal
10. Hibernation
11. Glis
12. Berries


13. Trees
14. Winter
15. Orchard



Grab your crayons or markers and bring the *Glis glis* to life! Don't forget to color the forest around it!




As autumn leaves started to change from green to golden brown, Greta the *Glis glis* could feel the air growing cooler. Winter was coming, and that meant one thing—hibernation! But before Greta could settle into her cozy nest for the long winter sleep, she had a big adventure ahead. There was so much to do!




Greta woke up early one crisp morning and stretched her tiny paws. “Today is the day,” she thought. “I need to gather enough food to last me all through the winter.” She scampered out of her nest, which was hidden high up in the branches of a tall oak tree. From up there, she could see the whole forest, and it was beautiful. The trees were full of bright orange and red leaves, and little creatures were hurrying around, preparing for winter just like Greta.

She darted down the tree, her fluffy tail bouncing behind her. She knew the best places to find food. First, she went to the apple orchard at the edge of the forest. The ground was covered in fallen apples, perfect for nibbling. She gathered as many apples as she could carry and hid them in a secret hole near her tree.



Next, Greta headed to the berry bushes deeper in the forest. She loved berries—their sweet, juicy taste was her favourite! She filled her tiny cheeks with as many berries as she could, storing them in little hiding places along the way. On her journey, she met other animals, all busy getting ready for winter. The squirrels were burying acorns, and the birds were flying south for the cold months ahead.



But Greta wasn't done yet. She decided to add something special to her nest—a secret stash of berries, hidden away just in case she woke up hungry during her long nap! She tucked the berries into a corner of her nest, feeling proud of all her hard work.

After a long day of collecting food, Greta realized she still needed one more thing—her nest! A *Glis glis* can't sleep through winter without a warm, cosy bed to snuggle into. So, she searched the forest floor for soft leaves, dry grass, and bits of moss. She carried them all back to her tree and carefully lined her nest, making sure it was warm and comfortable.

As the sun began to set, Greta climbed up her tree one last time to look out over the forest. The sky was turning pink and purple, and the first stars were twinkling above. Greta felt happy and content. She had everything she needed to make it through the winter—plenty of food, a soft nest, and the knowledge that when she woke up, the forest would be blooming with fresh flowers and sunshine again.

With a yawn, Greta curled up in her nest, her fluffy tail wrapped around her like a blanket. The cool night breeze rustled the leaves outside, but inside her nest, Greta felt safe and warm. As she drifted off to sleep, she dreamed of spring adventures yet to come. For now, though, it was time to rest and let the forest sleep under its blanket of snow.

Make Your Own Rocky Road Treat!

Get ready to make your own yummy rocky road with this fun and easy recipe, where you can mix all your favourite snacks into one super chocolatey treat!

Recipe makes nine portions

What You Will Need:

- o 540g Milk chocolate
- o 175g Unsalted Butter
- o 175g Golden Syrup
- o 15 Digestive Biscuits
- o 180g Mini Marshmallows
- o 163g (Full packet) Dark Chocolate Maltesers
- o Chocolate Gingerbread People

Now here's how to make them:

You can do this in the microwave or a bain-marie, if you have an adult to help. Remember to melt the chocolate slowly to avoid it seizing.

1. Melt chocolate, butter, and syrup.
2. Mix in biscuits, marshmallows, and Maltesers.
3. It should fit in a 20cm x 20cm tray. I recommend lining the tray with baking parchment to prevent it from sticking.
4. Pour mixture into a tray.
5. Let it set in the fridge for 3-4 hours.
6. Cut and enjoy!
7. You also have the option to decorate and make it more festive; I used chocolate gingerbread people.





*Now time to
enjoy!*



**COMPETITION
TIME!**

Draw your best version of a cheeky gul.
The best drawing will win a JellyCat Chip Seagull.
Submit your drawing to:
editor@pestcontrolnews.com



Competition entry closes on the 26th December 2024.



**Our winner from the
PCN Junior 09.**

Pest Control News, Wakefield Road, Ossett, West Yorkshire, WF5 9AJ
Email: editor@pestcontrolnews.com Tel: 01924 268439